

## LUCAS AND UPPER WOOD COUNTY HOUSING MARKET

2nd Quarter 2017

**1,777**

**Home Sales**

+5% Increase from 2nd Qtr. 2016

**\$126k**

**Median Sales Price**

+2% Increase from 2nd Qtr. 2016

**\$149K**

**Av. Sales Price**

+1% Decrease from 2nd Qtr. 2016

**94**


**Av. Days on Mkt.**

-10% Decrease from 2nd Qtr. 2016

Contact Your Realtor To Find Out What's  
Happening In Your Neighborhood.

# Marketwatch Report

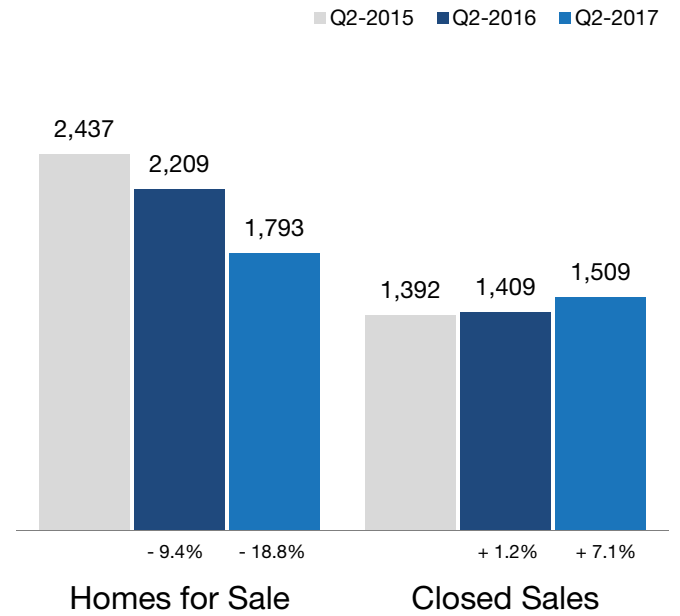
Q2-2017



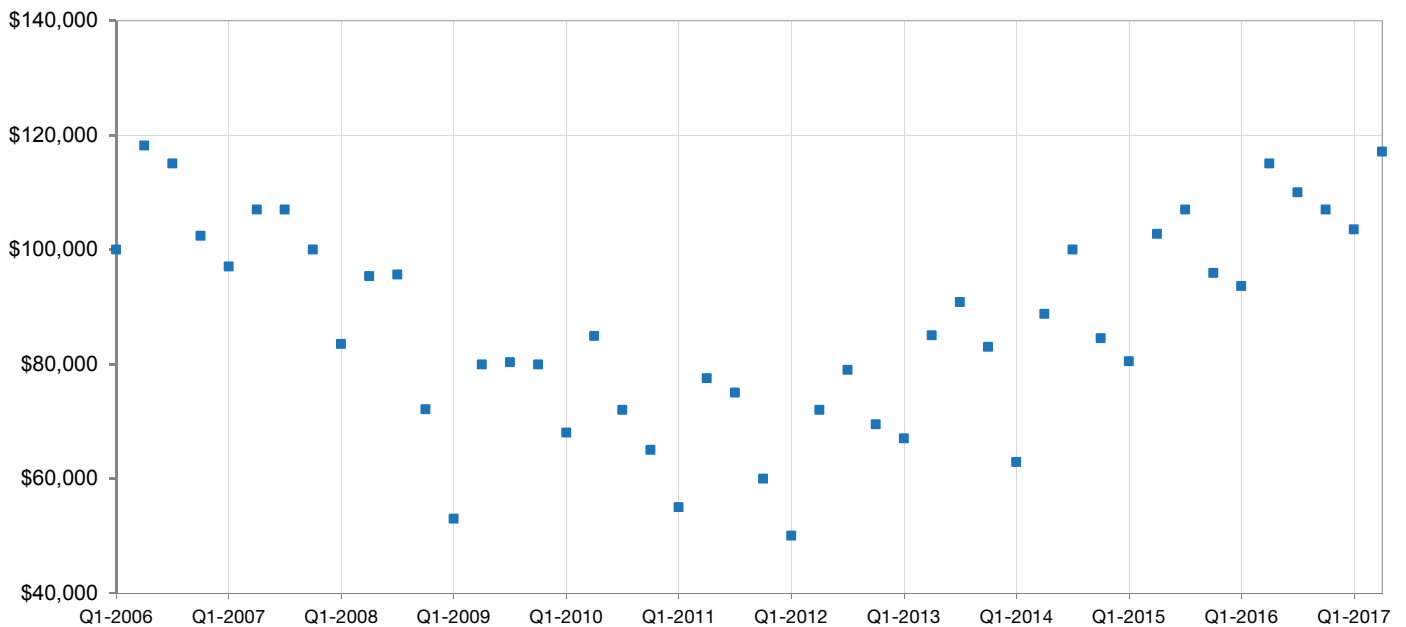
## Lucas County

Key Metrics	Q2-2017	1-Year Change
Median Sales Price	\$117,100	+ 1.8%
Average Sales Price	\$141,289	+ 2.8%
Pct. of Orig. Price Rec'd.	94.9%	+ 0.8%
Homes for Sale	1,793	- 18.8%
Closed Sales	1,509	+ 7.1%
Months Supply	4.2	- 21.8%
Days on Market	91	- 11.6%

### Market Activity



### Historical Median Sales Price for Lucas County



# Marketwatch Report

Q2-2017



## Lucas County ZIP Codes

	Median Sales Price		Pct. of Orig. Price Rec'd.		Days on Market		Closed Sales	
	Q2-2017	1-Year Change	Q2-2017	1-Year Change	Q2-2017	1-Year Change	Q2-2017	1-Year Change
43412	\$206,000	+ 12.6%	90.6%	- 3.2%	115	+ 21.4%	12	- 7.7%
43445	\$95,000	- 42.2%	97.4%	+ 7.7%	46	- 79.2%	5	+ 150.0%
43504	\$283,500	+ 82.9%	105.0%	+ 15.1%	41	- 78.0%	1	0.0%
43522	\$185,000	+ 47.2%	95.4%	- 0.2%	86	- 10.0%	9	- 10.0%
43528	\$200,000	+ 1.9%	97.2%	+ 2.5%	90	- 19.6%	69	+ 32.7%
43532	\$192,000	+ 120.7%	95.3%	- 3.4%	94	- 16.1%	10	+ 42.9%
43537	\$180,250	+ 9.3%	96.5%	+ 0.2%	83	- 4.6%	135	+ 8.0%
43542	\$356,900	+ 8.5%	97.1%	+ 2.0%	137	- 14.2%	11	- 50.0%
43558	\$134,450	- 3.2%	94.8%	+ 2.8%	95	- 25.8%	34	+ 13.3%
43560	\$225,000	+ 4.7%	97.0%	+ 0.2%	92	- 14.2%	153	+ 15.9%
43566	\$193,750	+ 0.6%	97.1%	+ 0.1%	101	+ 5.2%	40	+ 5.3%
43571	\$268,700	+ 20.9%	95.6%	- 1.0%	91	- 0.7%	37	- 17.8%
43601	\$0	--	0.0%	--	0	--	0	--
43604	\$10,000	+ 68.1%	67.1%	- 19.5%	15	- 81.3%	1	- 50.0%
43605	\$18,500	+ 8.8%	93.1%	+ 13.7%	54	- 32.8%	49	+ 36.1%
43606	\$150,000	+ 12.8%	94.0%	+ 0.7%	100	- 7.7%	92	- 15.6%
43607	\$46,500	+ 57.6%	87.8%	- 2.8%	83	- 3.4%	41	+ 10.8%
43608	\$13,000	+ 23.8%	91.0%	+ 8.2%	93	- 12.7%	25	+ 19.0%
43609	\$35,200	+ 35.4%	94.8%	+ 10.4%	82	- 37.3%	59	+ 34.1%
43610	\$40,000	+ 8.2%	104.8%	+ 8.6%	74	+ 6.5%	9	+ 80.0%
43611	\$90,000	+ 28.6%	95.2%	- 0.8%	90	- 25.6%	78	+ 27.9%
43612	\$44,000	- 8.4%	92.2%	+ 0.1%	85	- 15.6%	110	+ 26.4%
43613	\$89,000	+ 2.9%	95.5%	+ 1.0%	86	- 12.1%	153	+ 11.7%
43614	\$115,350	+ 5.3%	94.4%	- 0.9%	105	+ 6.2%	125	- 0.8%
43615	\$112,000	+ 13.7%	94.2%	+ 1.3%	109	- 4.4%	126	+ 5.0%
43616	\$117,250	- 1.5%	94.2%	- 1.6%	98	- 9.5%	68	+ 61.9%
43617	\$197,500	- 13.2%	97.2%	+ 0.5%	85	- 15.3%	28	- 31.7%
43620	\$23,000	- 77.2%	100.5%	+ 4.6%	66	+ 3.8%	7	0.0%
43623	\$109,700	- 10.8%	94.8%	- 2.4%	85	- 8.0%	70	- 28.6%

# Marketwatch Report

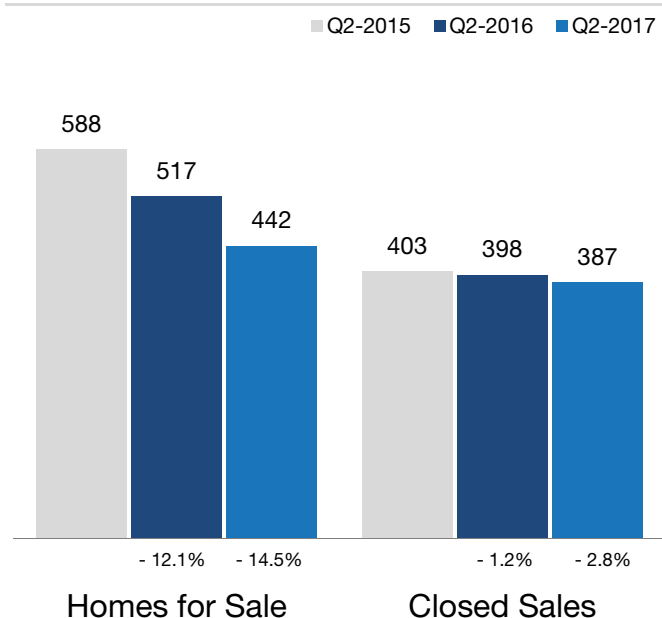
Q2-2017



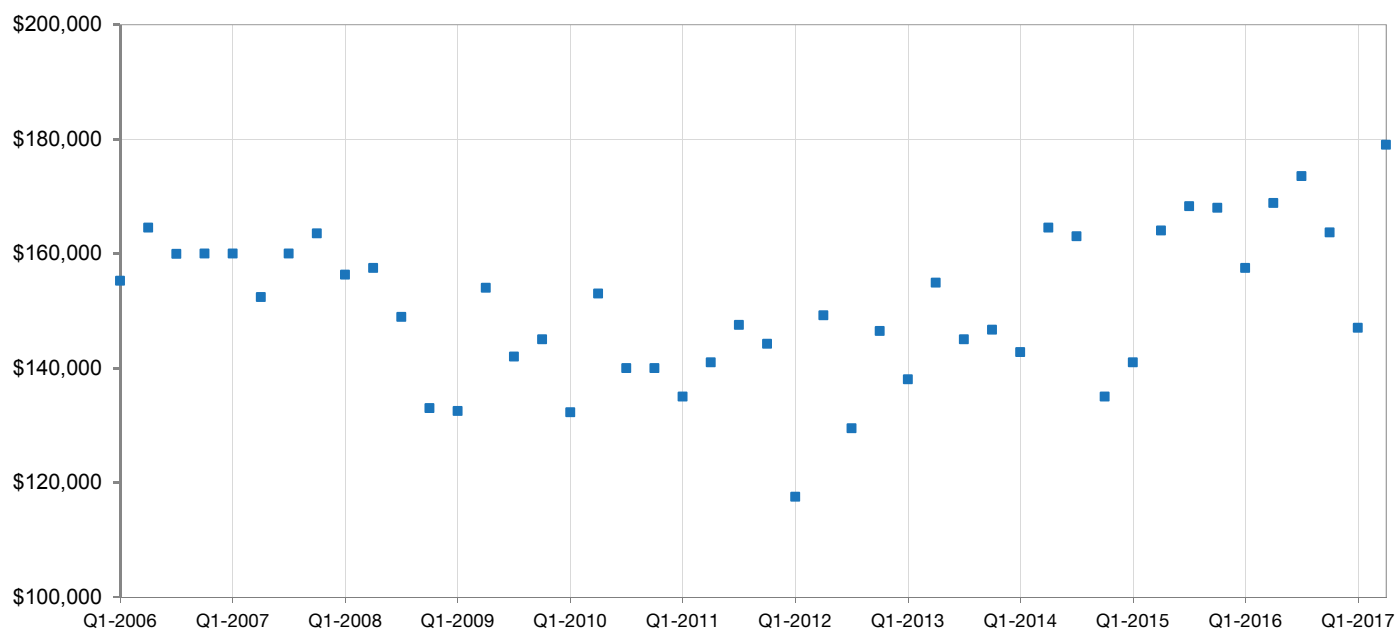
## Wood County

Key Metrics	Q2-2017	1-Year Change
Median Sales Price	\$179,000	+ 6.0%
Average Sales Price	\$204,857	+ 6.1%
Pct. of Orig. Price Rec'd.	96.0%	+ 0.5%
Homes for Sale	442	- 14.5%
Closed Sales	387	- 2.8%
Months Supply	4.1	- 14.0%
Days on Market	98	- 15.4%

### Market Activity



### Historical Median Sales Price for Wood County



# Marketwatch Report

Q2-2017



## Wood County ZIP Codes

	Median Sales Price		Pct. of Orig. Price Rec'd.		Days on Market		Closed Sales	
	Q2-2017	1-Year Change	Q2-2017	1-Year Change	Q2-2017	1-Year Change	Q2-2017	1-Year Change
43402	\$180,000	+ 12.9%	96.5%	+ 1.3%	77	- 40.4%	83	+ 20.3%
43406	\$114,000	+ 72.7%	98.9%	+ 8.3%	98	+ 1.6%	2	- 50.0%
43413	\$142,900	+ 77.4%	90.1%	- 9.9%	155	+ 494.2%	2	0.0%
43430	\$107,000	- 9.7%	96.4%	+ 0.3%	114	+ 13.2%	14	+ 40.0%
43443	\$160,000	+ 3.9%	93.3%	- 5.7%	173	+ 58.2%	10	+ 66.7%
43447	\$140,400	- 14.9%	97.8%	+ 0.2%	91	- 7.0%	11	+ 57.1%
43450	\$159,000	+ 5.0%	95.4%	+ 9.5%	115	+ 22.7%	8	0.0%
43451	\$128,750	+ 85.8%	96.1%	+ 0.7%	74	- 55.4%	4	+ 100.0%
43457	\$170,000	+ 157.6%	97.2%	+ 5.7%	40	- 52.2%	1	- 66.7%
43460	\$100,900	- 7.4%	91.9%	- 0.6%	86	- 25.1%	22	- 31.3%
43462	\$172,500	--	92.3%	--	35	--	3	--
43465	\$157,000	+ 18.5%	96.2%	- 1.8%	162	+ 79.0%	13	- 13.3%
43466	\$100,000	+ 127.9%	94.0%	+ 36.4%	115	+ 21.1%	5	+ 66.7%
43551	\$234,000	+ 2.3%	96.2%	- 0.1%	108	- 4.5%	165	- 10.3%